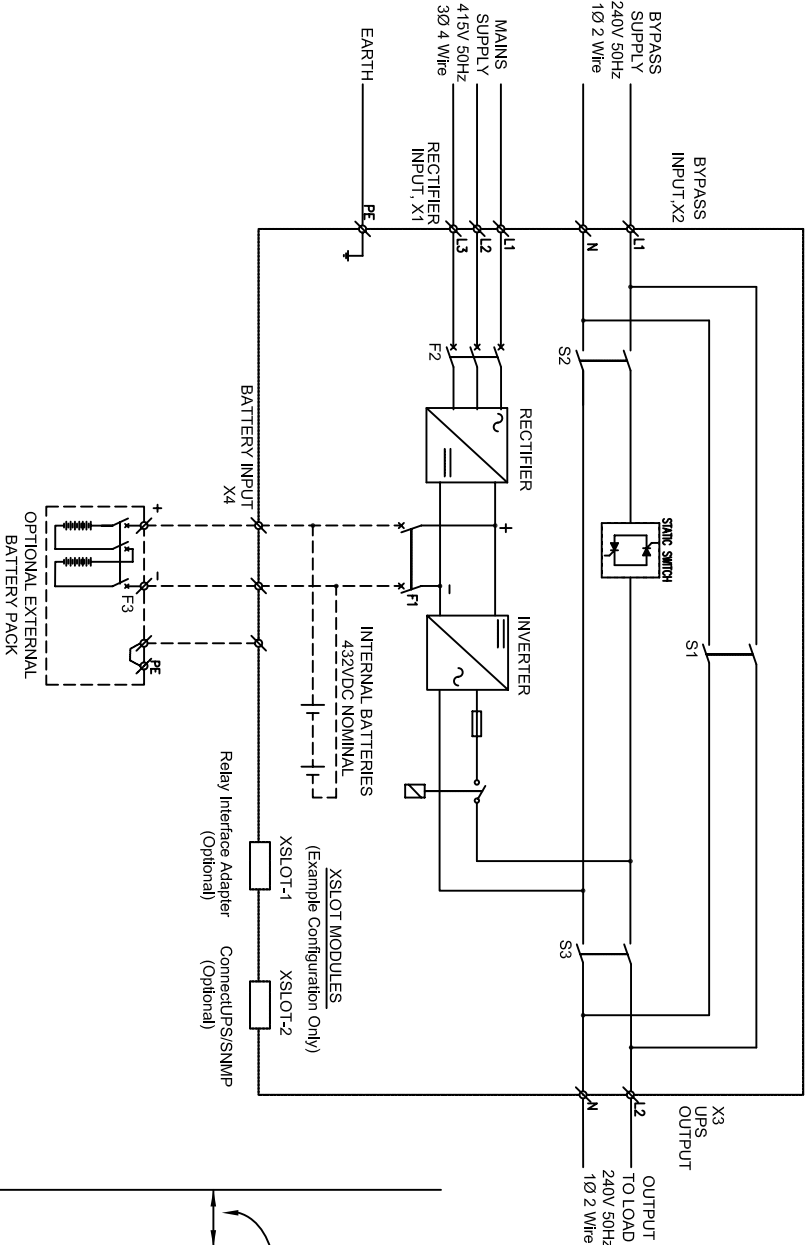


EATON 9155 20-30KVA SINGLE MODULE UPS



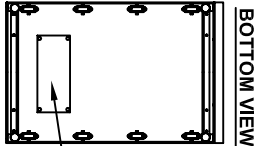
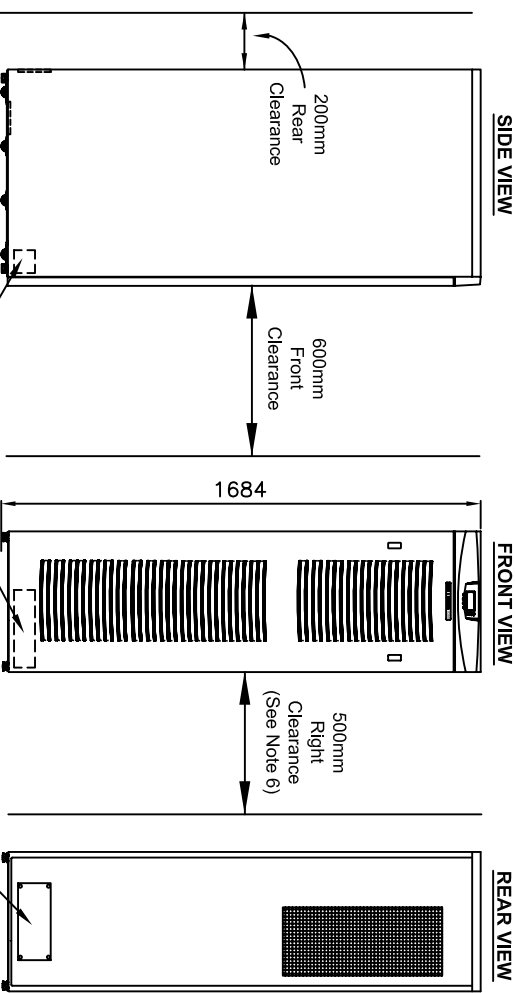
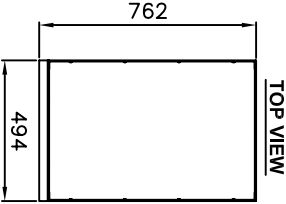
Notes:

1. Wiring supplied by Eaton: External Battery Cabinet supplied with cables for connection to UPS
2. Wiring supplied by others: Bypass Input, Mains Input & Load cables
3. Battery Cable is sized to allow for side-by-side UPS & Battery Cabinets installation
4. The system must be installed on a level floor suitable for electronic equipment.
5. Ambient temperature range: 0-40C; Recommended operating range: 20-25C; Maximum relative humidity: 95%, non-condensing.
6. Minimum Clearances for ventilation & service around the UPS cabinet are:  
Left & Overhead of UPS: 0mm (no clearance required)  
Rear of UPS: 200mm clearance required  
Front : 600mm clearance in front of the UPS cabinet is required for User Access  
Right : If 500mm clearance is not available, UPS must be able to be rolled forward for Service access to Right hand side
7. For external MBS wiring, please refer to the appropriate wiring diagram that comes with MBS
8. Rear & bottom cable entries through removable access plates come standard with all UPS
9. All wiring and cabling is to be in accordance with National and Local Electrical Standards
10. Please also refer to appropriate battery cabinet site plan drawing
11. Optional External Batteries are available for extended runtimes  
(Internal batteries will not be installed if External Battery Cabinets are used)

Product Specifications

UPS Rating	Rated AC Input Voltage (3-ph)	Rated AC Output Voltage (1-ph)	Rectifier AC Input Current (3 Phase)		Inverter AC Output Current	Max. Heat Dissipation at 100% Load	Dimensions WxDxH (see above for details)	Approx. Weight	Floor Loading	Airflow Reqts	Maximum Cable Size			
			Continuous	Maximum							Input	Bypass	Output	Earth
kVA	VAC	VAC	AMP	AMP	AMP	Watts	mm	kg	kg/m <sup>2</sup>	litres/sec	sq.mm	sq.mm	sq.mm	sq.mm
20	18	279 - 478	240	28	50	87	1440	494 x 762 x 1684	200	531	588	3 x 35	95	35
30	27	279 - 478	240	42	50	130	1900	494 x 762 x 1684	200	531	588		95	

THIS DOCUMENT IS THE COPYRIGHT OF EATON INDUSTRIES PTY LTD AND IS NOT TO BE COPIED OR DISCLOSED TO OTHERS, WHOLLY OR PARTLY, WITHOUT WRITTEN CONSENT OF SAID COMPANY.



\*Drawings and UPS Specifications are subject to change.

AS-1100  
THIRD ANGLE PROJECTION

UNLESS OTHERWISE SPECIFIED ALL DIMENSIONS IN MILLIMETRES.

DRAWN GA	SCALE N.T.S	FILENAME A4SP0005Rev1.dwg	A4
TITLE SITE PLANNING GUIDE 9155 20-30KVA UPS			
DRAWING NUMBER A4SPG0005			REV 1