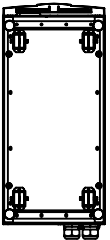
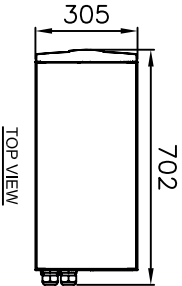
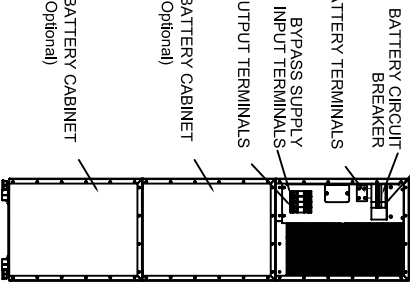
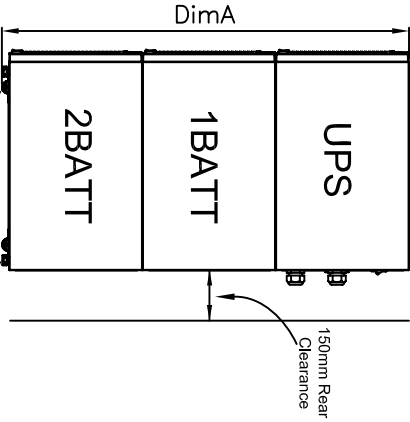


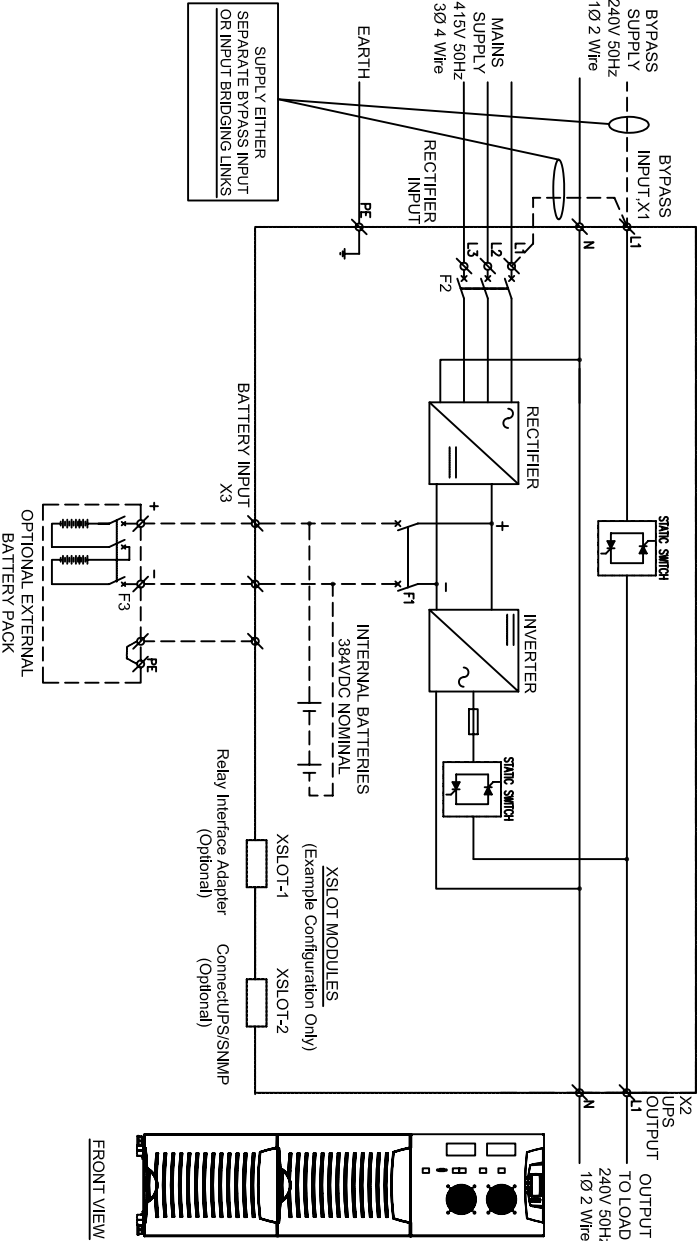


POWERWARE 9155 8-15kVA SINGLE MODULE UPS



- Notes:
1. Wiring supplied by Eaton: External Battery Cabinet supplied with cables for connection to UPS
 2. Wiring supplied by others: Bypass Input (or Input Bridging Links), Mains Input & Load cables
 3. Battery Cable is sized to allow for side-by-side UPS & Battery Cabinets installation
 4. The system must be installed on a level floor suitable for electronic equipment.
 5. Ambient temperature range: 0-40°C; Recommended operating range: 20-25°C;
 6. Maximum relative humidity: 95% non-condensing.
 7. Minimum Clearances for ventilation & service around the UPS cabinet are:
Front, Side & Overhead of UPS: 0mm (no clearance required)
Rear of UPS: 150mm clearance required

7. For external MBS wiring, please refer to the appropriate wiring diagram that is supplied with MBS
8. All wiring and cabling is to be in accordance with National and Local Electrical Standards
9. Please also refer to appropriate battery cabinet site plan drawing
10. Optional External Batteries are available for extended runtimes
(Internal batteries will not be installed if External Battery Cabinets are used)

Product Specifications

UPS Rating	Rated AC Input Voltage (3-ph)	Rated AC Output Voltage (1-ph)	Rectifier AC Input (3-Phase)		Inverter AC Output Current		Max. Heat Dissipation at 100% Load	Dimensions WxDxH (see above for details)	Approx. Weight (No Batts)	Floor Loading	Airflow Req'ds	Maximum Cable Size			
			Continuous	Maximum	Continuous	Maximum						Input	Bypass	Output	Earth
kVA	kW	VAC	VAC	AMP	AMP	AMP	Watts	mm	kg	kg/m2	litres/sec	sq.mm	sq.mm	sq.mm	sq.mm
8	7.2	279 - 478	240	11.6	26	34.8	768	305 x 702 x DimA	60	280	300	3x16 35 35 35			
10	9	279 - 478	240	14.5	26	43.5	933	305 x 702 x DimA	60	280	300				
12	10.8	279 - 478	240	17.4	29	52.2	1085	305 x 702 x DimA	60	280	390				
15	13.5	279 - 478	240	21.8	29	65.2	1330	305 x 702 x DimA	60	280	390				

UPS Part Number		DimA (mm)
9155-XX-X-NC0		420
9155-XX-X-NO-1B, 9155-8-IN(L)14, 9155-10-IN(L)10		817
9155-12-IN(L)8, 9155-15-IN(L)5		817
9155-XX-X-NO-2B, 9155-8-IN(L)33, 9155-10-IN(L)25		1214
9155-12-IN(L)20, 9155-15-IN(L)15		1214

*Drawings and UPS Specifications are subject to change.

AS-1100
THIRD ANGLE PROJECTION

UNLESS OTHERWISE SPECIFIED, ALL DIMENSIONS IN MILLIMETRES.

SCALE
1:1

DATE
31.7.08

DESIGNED BY
A4SP0003

REV
0

SITE PLANNING GUIDE

9155-N 8-15kVA UPS

DRAWING NUMBER
A4SPG0003