

**Power Xpert Insight™**

Power and Energy Monitoring Software



Power management.  
Beautifully simple.



**EATON**

*Powering Business Worldwide*

Monitor power and energy from the basement to the roof top, for one facility or multiple. Power Xpert Insight™ supports the following Eaton device types commonly found in commercial buildings, manufacturing facilities, data centers, universities and hospitals:

- Power Xpert® Meters
- IQ Meters
- Circuit Breaker Trip Units
- Motor Control Overload Relays
- Motor Protective Relays
- Feeder Protective Relays
- Uninterruptible Power Systems
- Power Distribution Units
- Automatic Transfer Switches
- I/O Modules

# Your business is complicated.





Ever wonder why power and energy monitoring systems are so complicated? Why are they so difficult and expensive to install, set up and keep current as your electrical system changes over time? Ever have a monitoring system that never worked as expected and was eventually abandoned because it didn't deliver the value promised? Why doesn't it just do what you need it to do—monitor power and energy?

#### Easy to use

The web-based software is designed for quick installation and implementation (hours, not days or months). Its customer-centric design was developed after extensive study and testing with users like you. Power Xpert Insight allows you to view only the device information you want to see, easily manage alarms, view and compare power and energy data and extract the relevant information you need to make decisions. It is designed to scale easily from a small facility or data center to a global manufacturing operation, providing greater value over time.

#### Easy to update

For a system to deliver real value over time, it must mimic reality at all times. Adding a new device to Power Xpert Insight only takes a few clicks to incorporate it into your system. Then use the drag-and-drop feature to add the device to update your one-line graphical representation. You will never have to stand by and watch your monitoring system become outdated or keep pouring money into it to add new devices. Power Xpert Insight can also be configured and updated offline using an Excel spreadsheet template, allowing for efficient updates.

Now, imagine a power and energy monitoring system that is beautifully simple. Simple to install, simple to use, simple to add new devices and simple to obtain the information needed to make important operating decisions every day. Power Xpert Insight is all that; taking the complexity out of monitoring your entire electrical system.

#### Easy to analyze

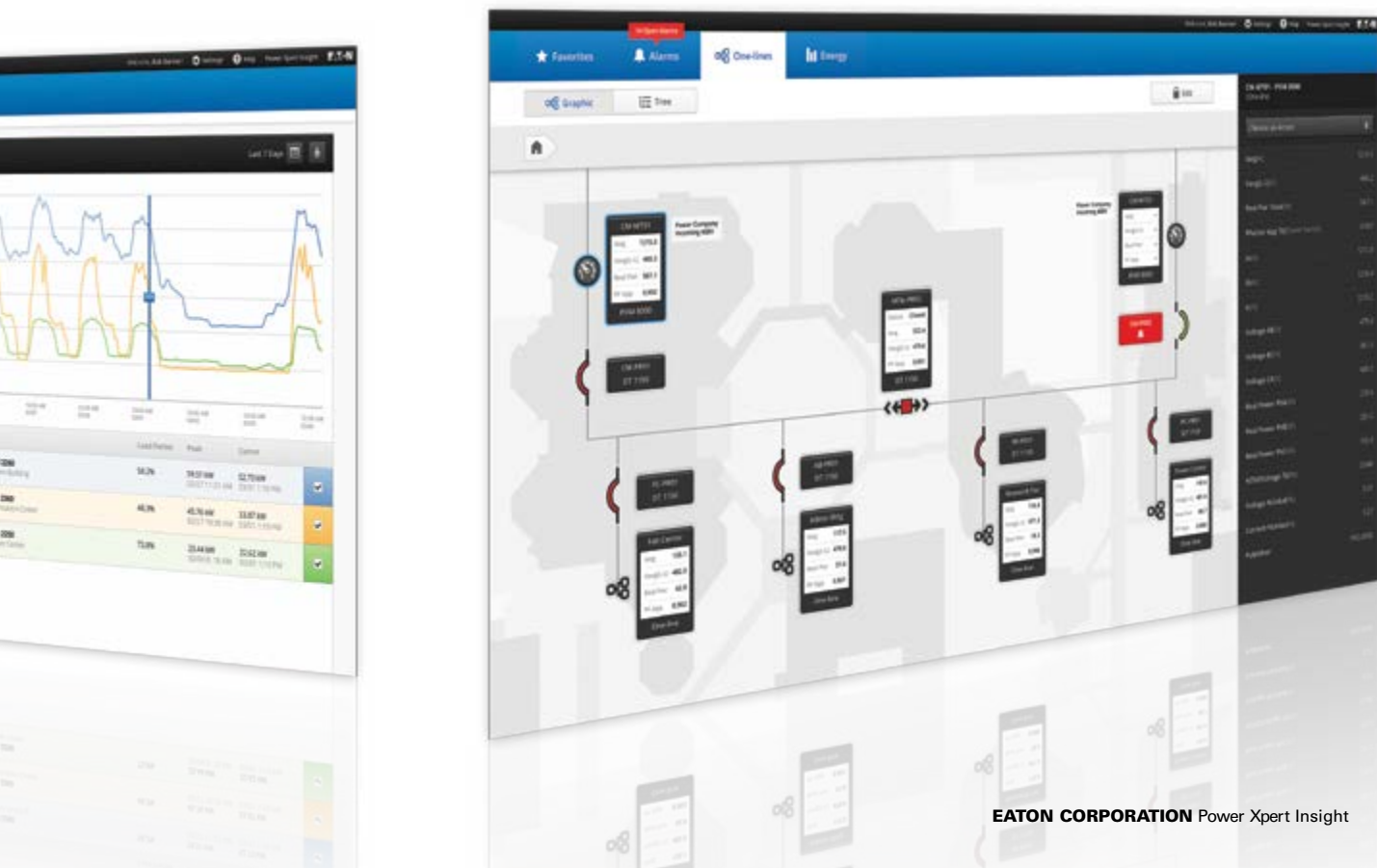
In order to do your job effectively, you need insight into your power and energy systems where you need it, when you need it, every time. Move beyond simple alarm notification to gain true insight into your power and energy systems to help you proactively and predictively address issues. Conveniently and quickly export trend graphs, waveforms and other essential data to enable you to take action immediately if there's a problem brewing. Longer term benefits allow you to develop and maintain budgets, extend equipment life, spot and reduce potential problems, and reduce energy costs.

#### Intelligent tools: Intelligent system

Power and energy monitoring software is a critical tool in any enterprise's daily operation. It provides actionable input for proactive management and decisions on budget planning, capital equipment replacement or expansion, production and operations scheduling, and energy usage and management.

It also plays a significant role in identifying equipment or system issues before major problems occur and aids in troubleshooting or diagnosing reasons for equipment or system failures afterward. Anticipating risks and avoiding them can result in huge financial benefits to the enterprise.

# Power Xpert Insight<sup>TM</sup> is not.

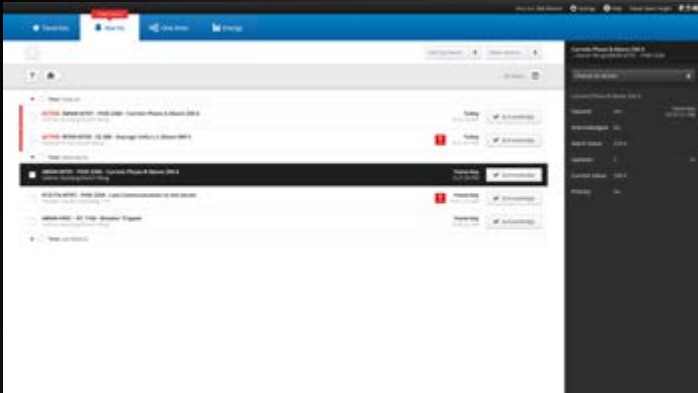




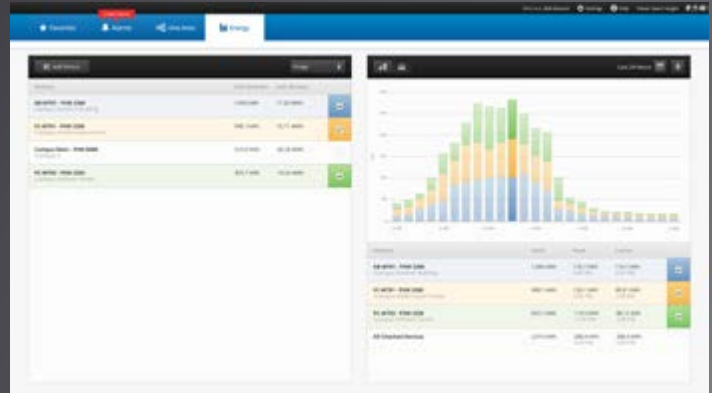
Favorites



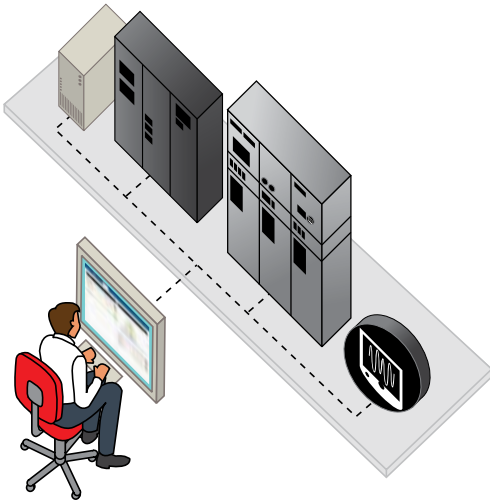
One-lines Graphic View



Alarms



Energy



## Providing the information you need.

Though Power Xpert Insight is designed for a complete overview of power and energy systems, it delivers specific information and benefits for a variety of applications.

Facility managers can see all the equipment on the factory floor or in the commercial center, with the key indicators on energy consumption, power quality and active alarms prominent on the screen so that they can take quick action.

IT managers can quickly assess the entire power system, including the traditional power distribution equipment, such as UPSs, PDUs, and generators, for optimal operation. Providing unfettered access to the

information to maintain optimal levels of efficiency, power consumption and power quality is key to keeping a data center running smoothly and minimizing downtime.

Campus managers for hospitals and universities need to know exactly what is happening throughout the campus, and be able to pinpoint exactly which location is having trouble.

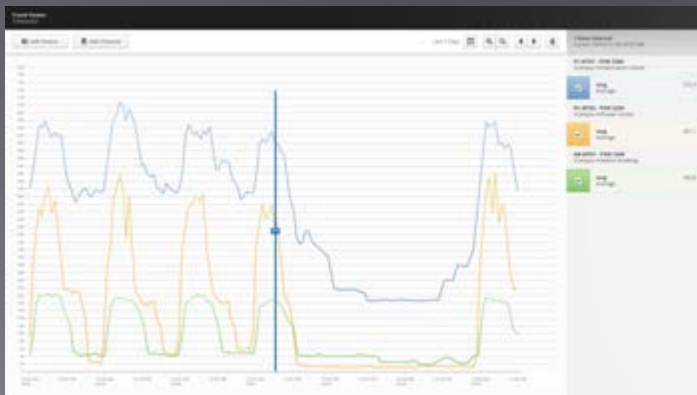
Power Xpert Insight enables you to drill down to the actual problem area for quick analysis, resolution and verification. Mimicking the campus area and building layout vastly simplifies using the system and can increase response times.



Alarm Details Pop Out



One-lines Tree View



Trend Viewer



Device Details Pop Out

### Favorites

Build a dashboard on the fly to monitor only the devices that are meaningful to you. In fact, each user can build his or her unique dashboard to see only the devices or systems they are interested in. Key device data and color-coded alarm conditions are presented and you can immediately navigate the software to drill down on trends, waveforms or alarms. Quick trending, energy usage and demand graphs are also presented here. Use the Device Details Pop Out or Trend View Pop Out to view additional device data.

### Alarms

View a concise summary of device alarms and manage alarms from one central location. Alarms are color-coded for ease-of-use and have a rich sorting and filtering capability built in. Alarms can be acknowledged individually or by groups, sorted by date, priority or device, and exported for further analysis. You can also dive deeper for additional analysis including viewing historical data around the time of the alarm occurrence.

### One-lines Graphic View

Build a comprehensive visual representation, an electrical one-line, of your system using powerful out-of-the box tools that reduce implementation time significantly compared to other systems. Starting with the devices that are available in the Device Tree, just drag-and-drop them to quickly and efficiently build one-lines. Use the standard device symbol library and upload your own images to customize your one-line. Device values and status automatically propagate to the one-line.

### Energy

Quickly view energy usage and demand data from any device that supports energy values, view one or multiple devices. With the click of the mouse, generate bar charts or line graphs that best convey the energy data you are looking for. That energy data can then be downloaded as a CSV-format file for more analysis.

### Alarm Details Pop Out

Manage alarms more efficiently when everything you need is on one page for a given alarm—alarm status, alarm value and current value. You can add and view notes, export alarm details, view trends and history from this pop out. Navigate to the Device Page, One-lines page or Settings as well.

### Trend Viewer

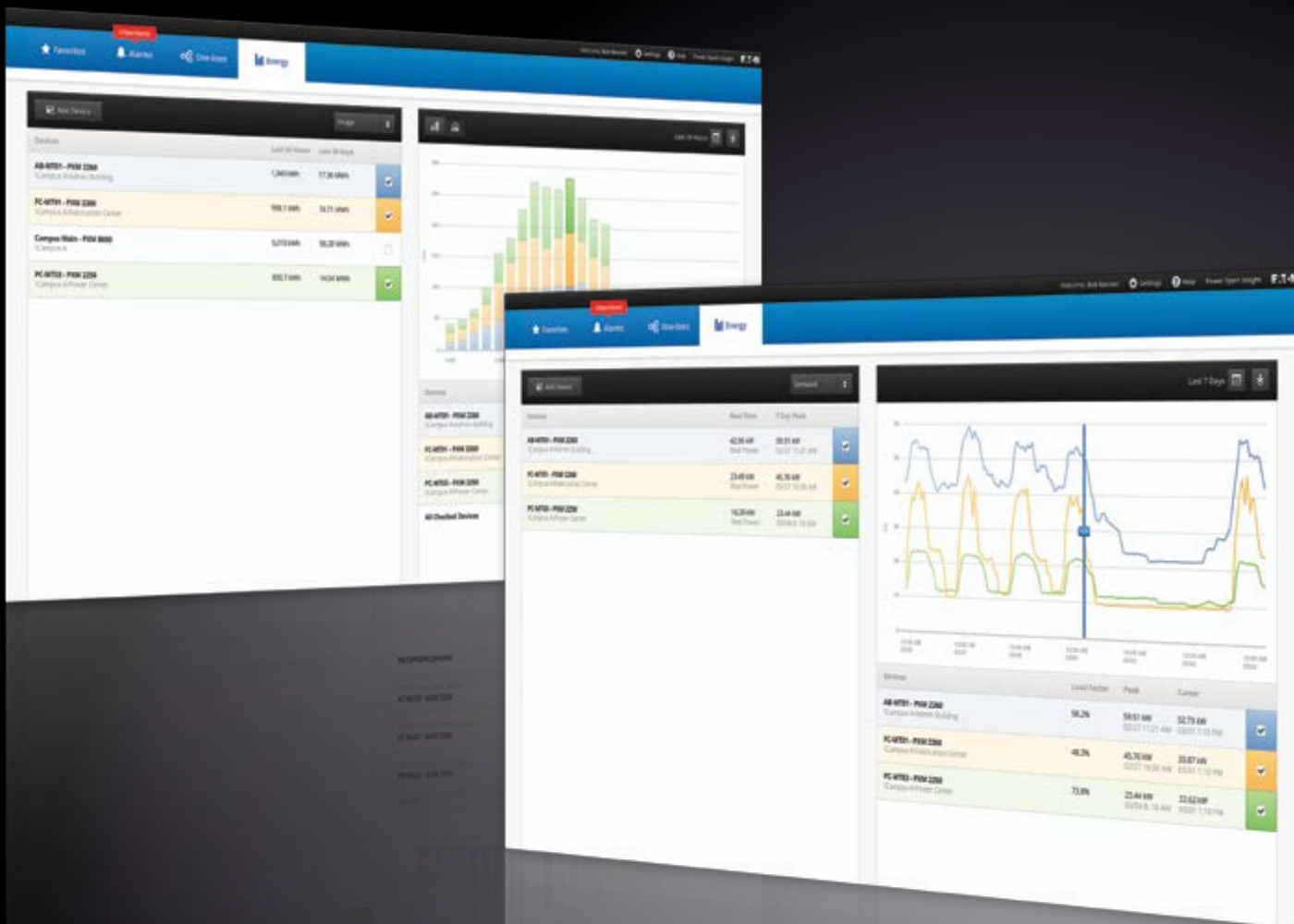
Use the robust, built-in trend viewer to quickly see how power and energy is trending for specific channels and devices. It has never been easier to graphically view what is happening in your electrical system. Save the trend data to a CSV-format file for further analysis and drive appropriate actions.

### One-lines Tree View

Add and organize your devices to represent your electrical system layout. Create a device list hierarchy with meaningful location and device names, then drag-and-drop the devices where you need them to be. Works in conjunction with the One-lines Graphic view and, just like on the Favorites and One-lines Graphic view screen, you will see complete device data and color-coded alarm information.

### Device Details Pop Out

Expand to the Details Pop Out from Favorites to view the top 16 channels. You can add or remove the device to or from Favorites and navigate to the Alarms, One-lines, or Settings tab. Scroll down to access the Trend Viewer and All Channels. Channels are organized into groups by electrical measurement categories.



# The Value of Insight.

Power and energy monitoring systems should focus on just that—power and energy monitoring—to make you and your operation more effective. In the end, it is essential that a world-class power and energy monitoring system:

- Keeps you informed at a glance with a dashboard telling you exactly what you need to know
- Notifies you when something happens and lets you triage the issue wherever you are (well almost anywhere)
- Helps you spot energy usage anomalies so you can identify and adjust the equipment causing the problems
- Provides you the detailed forensic data to determine the root cause of power problems
- Gives you the long-term power usage information needed to make smart capital investment decisions

Power Xpert Insight is focused on power and energy information delivered to your desktop to simplify your job, not overwhelm you with non-essential data.

For more information visit [Eaton.com/pxi](http://Eaton.com/pxi)



# System Requirements

## Hardware

**Power Xpert Insight requires a server-class machine with the following minimum hardware specifications:**

- Processor—Quad Core
- Memory—16GB
- Hard Disk Drive—100GB, 5 years estimated data storage
- Video Resolution—1920 x 1080

## Software

**Server Supported Operating Systems:**

- Windows Server 2008 R2, Standard and Enterprise, SP1
- Windows Server 2012 Standard and Datacenter

**Client Supported Operating Systems:**

- Windows 7 Professional, Ultimate and Enterprise, x64, SP1
- Windows 8 Professional and Enterprise, x64

**Supported versions of Microsoft SQL Server:**

- SQL Server 2008 R2 Standard (and Standard for Small Business) SP2
- SQL Server 2008 R2 Standard Enterprise
- SQL Server 2012 Express with Advanced Services, Standard, Enterprise, Enterprise Core and Business Intelligence

If you do not have one of the above versions installed, Power Xpert Insight will install SQL Server 2012 Express with Advanced Services.

**Supported Web Browsers:**

- Microsoft Internet Explorer (IE) 8, 9, or 10
- Google Chrome version 25.0.1364.172 or later

Other browsers (such as Firefox, Opera, and Safari) which support Silverlight may also work, but are not officially supported by Eaton.

# Ordering Information

## Power Xpert Insight

Catalog #	Description
PXI-A	PXI for up to 10 device connections
PXI-B	PXI for up to 25 device connections
PXI-C	PXI for up to 50 device connections
PXI-D	PXI for up to 100 device connections
PXI-E	PXI for up to 200 device connections

## Power Xpert Insight Upgrades

PXI-A2B	PXI 10 to 25 Upgrade
PXI-A2C	PXI 10 to 50 Upgrade
PXI-A2D	PXI 10 to 100 Upgrade
PXI-A2E	PXI 10 to 200 Upgrade
PXI-B2C	PXI 25 to 50 Upgrade
PXI-B2D	PXI 25 to 100 Upgrade
PXI-B2E	PXI 25 to 200 Upgrade
PXI-C2D	PXI 50 to 100 Upgrade
PXI-C2E	PXI 50 to 200 Upgrade
PXI-D2E	PXI 100 to 200 Upgrade

## Service Packs

PX-1S	Power Xpert 1-day startup Service Pack
PX-2S	Power Xpert 2-day startup Service Pack
PX-5S	Power Xpert 5-day startup Service Pack



*Powering Business Worldwide*

**Eaton Corporation**

Electrical Sector  
Eaton Center  
1000 Eaton Boulevard  
Cleveland, OH 44122  
United States  
877-ETN-CARE (877-386-2273)  
Eaton.com

© 2013 Eaton Corporation  
All Rights Reserved  
Printed in USA  
Publication No. BR152001EN / MZ756  
April 2013

Eaton and Power Xpert are registered trademarks of Eaton Corporation.

Power Xpert Insight is a trademark of Eaton Corporation.

Specifications are subject to change without notice and represent the maximum capabilities of the product with all options installed. This is not a complete feature list. Features and functionality may vary depending on selected options, firmware version and product model. Please refer to the technical data sheet and User Manual for detailed specifications.